

TOA LONG RANGE SLIM ARRAY SPEAKER EQ BOX Q-EQ-0101A

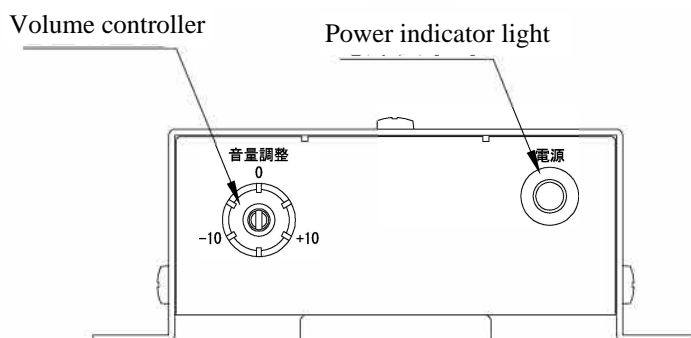
INSTRUCTION MANUAL

DESCRIPTION

The EQ box exclusive used for the long range slim speaker. This product ensures clarity by long distance transmission and protect the speaker driver unit. To use this product, please insert it to power amplifier on audio line.

This is semi-fixed type volume controller that can adjust the volume from -10 to +10 dB. Adjust by minus screwdriver. To increasing the volume, please turn it to the right.

The power led light turns to green when power is ON. After power is ON, it takes about 1 second until the sound is outputted and stabilized.



HOW TO CONNECT

FG stands for frame ground. Using earth wire to connect FG to the ground terminal of enclosure

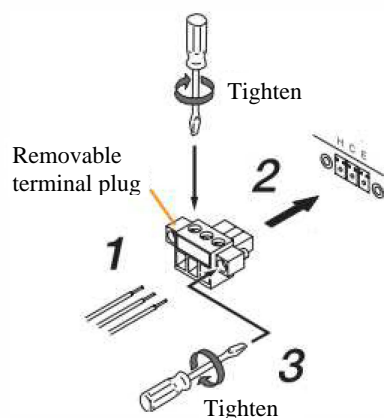
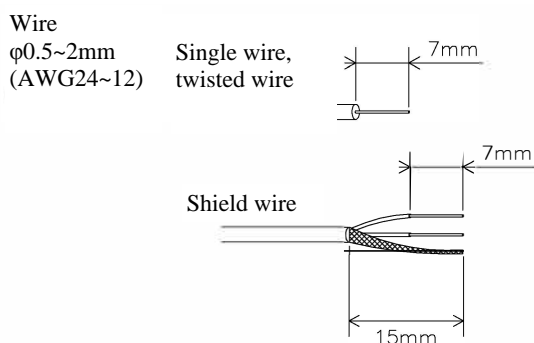
DC power input terminal.
Input DC voltage 12V~24V.

"IN" side is audio input terminal.
0dBV 600Ω balance (transformer)
H : hot
C : cold
E : earth (shield)

"OUT" side is audio output terminal.
0dBV 600Ω balance (transformer)

In case of imbalance, please jumper C and E.
If there is no shield at balance, please connect to H and C.

When connecting, please use associated cable cord. If do not use associated cable cord, please connect as below.



* Remark:

When using twisted wire, please do not pre-soldering in uncovered part.

If using bar terminal, please use one that manufactured by Phoenix Contact and matches the thickness of wire. Please do wiring connection after removing the removable terminal plug.