■ Preface

Listening to all directions, you can "play" the battlefield!------
TAKSTAR is the well known leading brand in China electro-acoustic industry. Liberty Gamer is the professional gaming headset developed by Takstar based on many years of technology accumulation. It features high performance and comfortable wearing and emphasizes on providing competition advantages and brilliant gaming experience.
Life is full of rules just like gaming. Enjoy the gaming freely and enjoy your life. Gamers obey the rules but are not limited by the rules. Try your best to enjoy the gaming and you are the liberty gamer. Gaming well and living well, you need a good headset.
Please read the user manual carefully before operation and keep it for reference in future.
If you have any question or suggestion, please contact our local dealer.

■ Features

- 7.1virtual sound, wide sound field, ambient gaming experience
- Ø40mm NdFeB driver unit, high sensitivity, wide frequency response and dynamic
- Rotating high sensitivity microphone; Rotate it to turn off automatically for wonderful talking experience
- HiFi sound to promote identify the opponent position and fight back
- 16.80 million RGB effect to set the light atmosphere
- Ergonomic design to suit for various wearing on various heads
- Comfortable headband and ear pads for long time wearing

■ Product Content

Gaming headset.....1pc
User manual.....1pc

■ Application

PC/MAC with USB interface

■ System Requirement

windows7 or more advanced version, OS X 10.9 or more advanced version

■ Features

Unit：dynamic
Unit diameter：Ø40mm
Unit Impedance：32Ω±15%
Headset Frequency Response：20Hz-20kHz
Headset Sensitivity：95.5±3dB at 1kHz
Microphone Sensitivity：-36.5±4dB @ 1kHz
Rated Power：10mW
Max Power：30mW
Net Weight：approximate 322g
Note: The specification is tested by Takstar lab and Takstar reserves the final explanation right.

■ Operation Instruction

1.Function

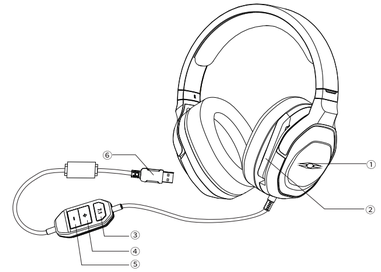

①RGB light ②Microphone ③7.1 virtual sound switch
④Volume + ⑤ Volume - ⑥USB connector

2.Connection

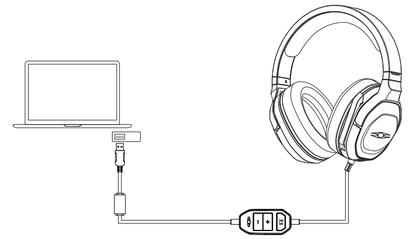

Connect headset with PC USB connector.
Caution: Use USB high power interface（USB2.0 or more advanced）.

3.Driver installation

Visit takstar.com/service/download to download:
Use the driver software to start the headset function:
Headset audio setting
Microphone audio setting
7.1 virtual sound setting
RGB light effect customized
（suit for Windows7，8，10 PC）
Caution: to start 7.1 virtual sound, you need to install 7.1 virtual sound software, otherwise the headset defaults stereo mode to operate.

4.Set the default equipment

Windows：
"Control panel" / "hardware and sound" / "sound" , select "Liberty Gamer FORGE" In "playback" and "recording"

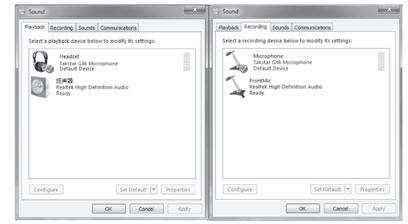

Mac：
"system preference setting" / "sound" , select "Liberty Gamer FORGE" in "output" and " input"

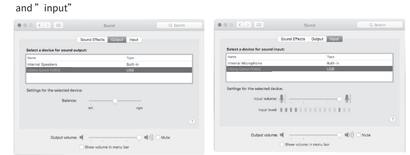

5.Microphone mute control

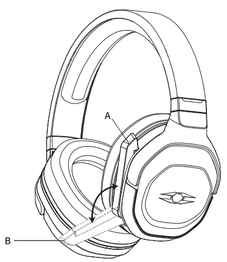

Rotate microphone upward to "A" for mute status.
Rotate microphone downward to "B" for mute status.

■ Correct Operation

For safe and comfortable operation, please read carefully and abide by the following items:
1.To avoid hearing loss, set the volume of the player to minimum before connecting the headset. After putting the earphone on, increase the volume to a proper level. Noise is measured in decibels (dB). Any outside noise of 85 decibels or more will cause gradual hearing loss.
2.Please pay attention to your operation habits! Volume and time are directly and inversely proportional to hearing loss. The louder the volume, the shorter the time you listen; the more comfortable the volume is, the longer the time you listen.
Listen high volume sound will cause damage to your hearing.

This dB table lists the comparison of some normal sounds and the potential hurt level to your hearing：

Sound Source	Noise Level	Consequence on Hearing
whisper	30dB	very quiet
quiet office	50-60dB	comfortable hearing level is below 60dB
vacuum cleaner/ hair drier	70dB	It has some invasion and interference to the telephone talking
food processor	85-90dB	85dB (continuously 8 hours) is the level to hurt the hearing
garbage cleaning machine or cement mixer	100dB	It is recommended to hear the sound of 90-100dB for less than 15 minutes
electric motor saw/ electric drill	110dB	Hearing the sound over 100dB without any protective measure leads to permanent hearing loss
rock & roll concert (it depends)	110-140dB	The painful hearing threshold is about 120dB

The average person can hear the music safely at 70% volume for 4.6 hours every day. It is very important to know the volume and time when hearing music. Use your equipment sufficiently at safe volume level to enjoy the outstanding sound performance.

■ Maintenance

1.The rated power of headphone is 10mW. Please do not operate it at overload status to avoid headphone (or earphone) damage.
2.Please keep the headphone (or earphone) in dry and clean environment. During operation, prevent the headphone (or earphone) from water entering into it or dropping or colliding to avoid damage.
3.Operating the headphone in high temperature or high humidity leads to headphone damage or shortening the headphone life.
4.Keep the headphone away from strong magnet to avoid demagnetizing or headphone sensitivity decreased.
5.Do not use strong chemical or detergent for cleaning.
6.Do not use sharp article to scratch the product surface.
7.Please do not disassemble or repair the headphone by yourself to avoid problem happens.

■ Caution

⚠ DANGER

• To guarantee personal safety, do not wear or keep the headphone close（less than 10cm) to the pacemaker.	⊘ Prohibition
• Do not connect the cable plug with AC power socket	⊘ Prohibition
• To guarantee personal safety, do not operate the headphone (or earphone) during driving or riding or walking.	❗ Implementation
• Keep the headphone (or earphone) away from fire to avoid explosion.	⊘ Prohibition

⚠ WARNING

• Supervise the children when they are using this product because this product is not a toy.	❗ Implementation
• Abide by the relative regulation or law during operation. Do not use this headphone if it is prohibited by regulation or law to avoid accident.	❗ Implementation

产品中有毒有害物质或元素的名称及含量标识表

部件名称	有毒有害物质或元素					
	铅 (Pb)	汞 (Hg)	镉 (Cd)	六价铬 (Cr(VI))	多溴联苯 (PBB)	多溴二苯醚 (PBDE)
塑料部件	○	○	○	○	○	○
金属部件	×	○	○	○	○	○
电路板组件	×	○	○	○	○	○
线缆	×	○	○	○	○	○

本表格依据SJ/T 11364的规定编制。
○: 表示该有害物质在该部件所有均质材料中的含量均在 GB/T 26572规定的限量要求以下。
×: 表示该有害物质至少在该部件的某一均质材料中的含量超出 GB/T 26572规定的限量要求。

此标志为产品的环保使用期限标志，
且此标保使用期限只适用于产品正常工作的温度和湿度等条件。

产品服务保证书

姓名：_____ 电话：_____ 地址：_____
产品：_____ 型号：_____ 购买日期：____年____月____日

维修记录栏（由维修员填写）	维修员签名	日期

◆广东得意电子有限公司 ◆电话：400-6829-333 ◆地址：广东省惠州市博罗县龙溪街道富康一路2号

注意事项：

1. 本单为保修凭证，请用户妥善保管，如有遗失，恕不保修或退换。
2. 保修期限为：购买之日起十二个月内。
3. 除了不可抗力事件损坏外，由本公司负责，免费维修。
4. 如因保管不善或使用不当造成的损坏，维修点将酌情收费。
5. 请自拆卸维修者，不予保修。
6. 以上保修条款仅限于中国市场适用（不包含港澳台地区）。