

TECHNICAL DATA

EdgeMax EM180-LP

proprietary directional loudspeaker

Product Overview

Bose Professional's EdgeMax series combines high-fidelity sound with unique directionality to break free of the limitations of the in-ceiling loudspeaker category. Think of EdgeMax as your "secret weapon" for directing powerful, full-range audio into rooms demanding a different approach. It sounds like a surface-mount loudspeaker, looks like an in-ceiling loudspeaker, and directs sound asymmetrically into spaces where traditional loudspeakers can't go. The EdgeMax series delivers the coverage patterns, high SPL, and frequency response of larger surface-mount loudspeakers but with a clean visual aesthetic.

Patented PhaseGuide® technology directs sound asymmetrically into the room, creating coverage found in no other loudspeaker. Choose purpose-built horizontal coverage—90 degrees for corner placement or a wider 180 degrees—ideal for both near-field and wide coverage. The result: amazing performance, directionality, and voice intelligibility that puts the EdgeMax family in a class by itself.

EdgeMax loudspeakers can be installed at the room's perimeter while still projecting sound inward for room-filling coverage. This means fewer units required compared to typical loudspeakers. And when installed near a wall, boundary-loading delivers impressive bass impact.

The original EdgeMax models feature a deeper 9-inch (23-centimeter) backcan and 75-degree vertical coverage angle to deliver bold full-range sound and a higher SPL. The EdgeMax LP models feature a shallow 4-inch (10-centimeter) backcan and wider 80-degree vertical coverage angle for spaces with above-ceiling limitations and tighter clearances. Integrators can "mix and match" these models, particularly in challenging installations with varying dimensions and obstructions.

Key Features

Patented PhaseGuide technology evenly distributes sound throughout the space to ensure all listeners enjoy the same experience—regardless of their location

High-frequency compression driver and high-excursion woofer for exceptional audio quality and power

In-ceiling installation for minimum visual impact, with fewer units required to deliver uniform sound

Low-profile, lightweight backcan measuring only 4 inches (10 centimeters) in depth, allowing for easier installation and use in more ceiling constructions

In-ceiling mounting near room edges and corners (80° vertical coverage and 180° horizontal coverage)

Wall-boundary loading for greater bass response and performance

2-way passive crossover with bypassable 70/100V transformer

Consistent voicing across the EdgeMax family

QuickHold spring-loaded mounting system for easy installs

Magnetically attached grille for quick access to wiring and tap settings

UL 1480A and UL 2043 safety standard compliance



Applications

Conference rooms, halls, atriums & cafeterias

Hospitality spaces with low ceiling clearance

Restaurants

Retail

Retrofits with unknown ceiling clearance

Specifications are subject to change. For additional specifications and application information, please visit BoseProfessional.com. 03/2025

TECHNICAL DATA

EdgeMax EM180-LP
proprietary directional loudspeaker

Technical Specifications

EdgeMax EM180-LP

SINGLE-LOUDSPEAKER PERFORMANCE		
Frequency Response (–3 dB) ¹	50 – 18,000 Hz	
Frequency Range (–10 dB) ¹	45 – 19,000 Hz	
Coverage Pattern	180° horizontal × 80° vertical (asymmetrical, 0° – 80° referenced to wall)	
AUDIO PERFORMANCE	AES Transducer Test ⁴	Bose Professional Extended-Lifecycle Test ⁵
Power Handling, Long-term Continuous	40 W	32 W
Power Handling, Peak	160 W	128 W
Sensitivity (SPL / 1 W @ 1 m) ²	91 dB	91 dB
Calculated Maximum SPL @ 1 m, Continuous ³	107 dB	106 dB
Calculated Maximum SPL @ 1 m, Peak	113 dB	112 dB
Crossover	1 kHz (passive 2-way crossover with integrated 70/100V transformer)	
Loudspeaker EQ	Presets available for speech optimization and music	
Recommended High-pass Protection	55 Hz with minimum 24-dB/octave filter	
Overload Protection	Resistor-network power reduction with automatic reset	
Transformer Taps	70V: 4 W, 8 W, 16 W, 32 W, bypass 100V: 8 W, 16 W, 32 W, bypass	
TRANSDUCERS		
Low Frequency	1 × Bose Professional LF5 high-excursion 5.25-in (133 mm) woofer, 1.5-in (38 mm) voice coil	
High Frequency	1 × compression driver, 1.3-inch (33 mm) voice coil	
Nominal Impedance	8 Ω (transformer bypass)	
PHYSICAL		
Enclosure Material	Engineered-plastics front baffle with integrated steel formed enclosure	
Grille	Magnetically attached micro-perforated steel, powder-coated finish, white (similar to RAL 9003), paintable, includes safety tether	
Environmental	Indoors only	
Safety	UL 1480A, in compliance with UL 2043 for plenum-space installation	
Operating Temperature	0 °C to 50 °C (32 °F to 122 °F)	
Connectors	6-pin Euroblock connector with loop-through, front-baffle mounted	
Suspension / Mounting	(4) QuickHold spring-loaded mounting arms, (4) safety cable tabs	
Maximum Ceiling Thickness	39 mm (1.5 in)	
Ceiling Cutout & Clearance	345 mm × 345 mm (13.6 in × 13.6 in), 100 mm (3.9 in) mounting depth	
Product Dimensions (length × width × depth)	339 mm × 339 mm × 100 mm (13.4 in × 13.4 in × 3.9 in) enclosure 390 mm × 390 mm × 13 mm (15.4 in × 15.4 in × 0.5 in) grille flange, as mounted	
Net Weight, Single Loudspeaker	7.6 kg (16.7 lb) with grille	
Net Weight, Tile Bridge	1.4 kg (3.1 lb)	
Shipping Weight	11.1 kg (24.5 lb)	
Package Contents	(1) EdgeMax EM180-LP, (1) adjustable tile bridge, (1) ceiling hole template, (1) paint shield, (1) installation guide	
Optional Accessories	Rough-in pan, ceiling tile, black grille	
PRODUCT CODES		
EdgeMax EM180-LP	891454-0200 EDGEMAX EM180-LP IN CEILING LDSPKR WHT	

Specifications are subject to change. For additional specifications and application information, please visit BoseProfessional.com. 03/2025

TECHNICAL DATA

EdgeMax EM180-LP
proprietary directional loudspeaker

EdgeMax Rough-in Pan

PHYSICAL	
Net Weight	1.0 kg (2.2 lb)
Package Contents	(2) EdgeMax rough-in pans, (1) installation guide
PRODUCT CODES	
EdgeMax Rough-in Pan (1 pair)	790054-0010 EDGEMAX EM90/180 ROUGH-IN PAN PAIR

EdgeMax EMCT Ceiling Tile

The EdgeMax Tile accessory is a ceiling tile replacement for use with the EdgeMax loudspeakers, eliminating the need to cut existing ceiling tiles and creating a flush appearance by recessing the loudspeaker grille into the tile.

	AMERICAS (24 in × 24 in)	EUROPE & ASIA PACIFIC (600 mm × 600 mm)
PHYSICAL		
Material	Powder-coated steel; white: similar to RAL 9003, paintable	
Product Dimensions (length × width × depth)	595 mm× 595 mm × 13 mm (23.4 in × 23.4 in × 0.5 in)	605 mm × 605 mm × 13 mm (23.8 in × 23.8 in × 0.5 in)
Net Weight	2.1 kg (4.6 lb)	2.0 kg (4.4 lb)
Package Contents	(1) EdgeMax EMCT ceiling tile, (1) installation guide	
PRODUCT CODES		
EdgeMax EMCT Ceiling Tile	843297-0210 EDGEMAX CEILING TILE 24X24 WHT	843298-0210 EDGEMAX CEILING TILE 600X600 WHT

EdgeMax Black Grille

The EdgeMax black accessory grille allows EdgeMax loudspeakers to be used in room designs where black is the best aesthetic match for room décor.

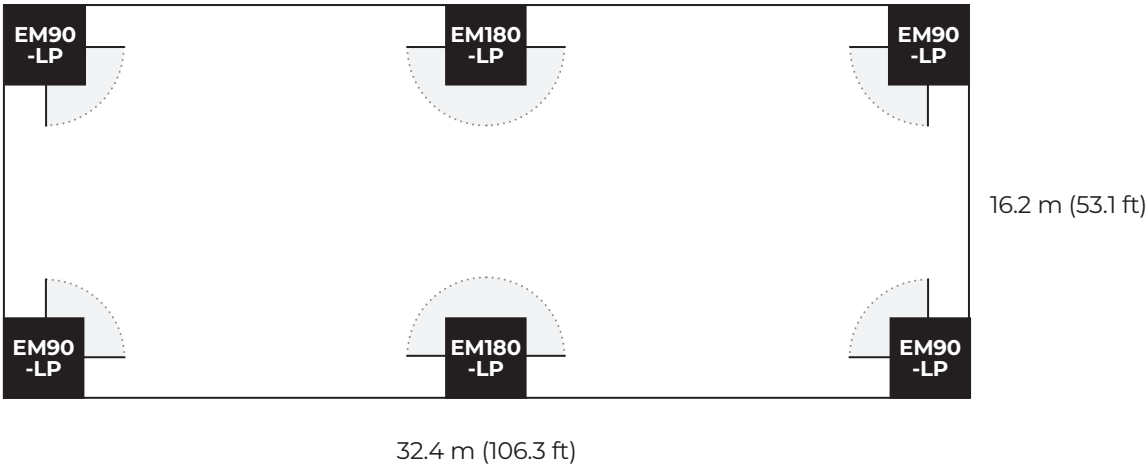
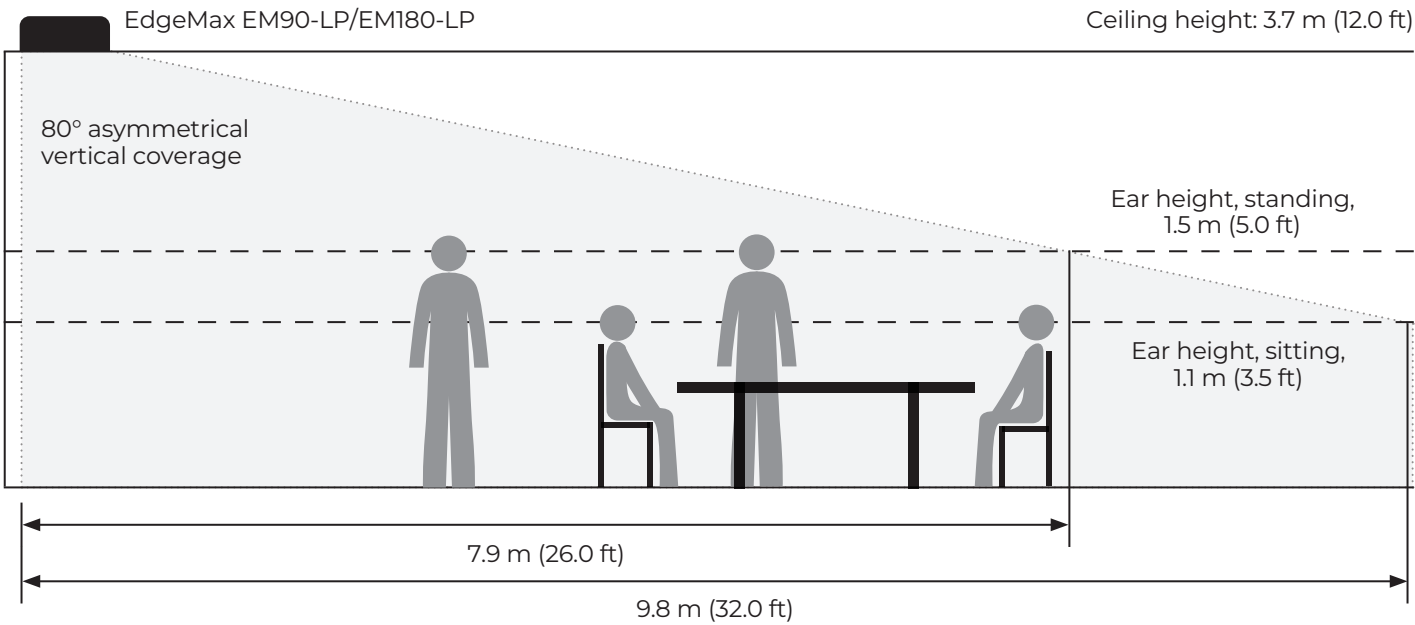
PHYSICAL	
Material & Finish	Micro-perforated steel, powder-coated finish, black, paintable
Product Dimensions (length × width × depth)	390 mm × 390 mm × 13 mm (13.8 in × 13.8 in × 0.5 in)
Net Weight	0.6 kg (1.3 lb)
Package Contents	(1) EdgeMax black grille, (1) installation guide
PRODUCT CODES	
EdgeMax Black Loudspeaker Grille	788330-0110 EDGEMAX EM90/180 BLACK GRILLE SNGL

Footnotes:
1. Frequency response and range measured on-axis in one-quarter-space (wall-loaded) environments with recommended active EQ.
2. Sensitivity measured on-axis in one-quarter-space (wall-loaded) environments with recommended active EQ.
3. Maximum SPL calculated from sensitivity and power handling specifications, exclusive of power compression.
4. AES standard 2-hour duration with IEC system noise.
5. Bose Professional extended-lifecycle test using pink noise filtered to meet IEC268-5, 6-dB crest factor, 500-hour duration.

Specifications are subject to change. For additional specifications and application information, please visit BoseProfessional.com. 03/2025

TECHNICAL DATA

EdgeMax EM180-LP
proprietary directional loudspeaker



USABLE THROW DISTANCE, EM90-LP & EM180-LP

Loudspeaker mounting height		m	2.4	2.7	3.0	3.4	3.7	4.0	4.3	4.5	4.9	5.5	6.1
		ft	8	9	10	11	12	13	14	15	16	18	20
Listener ear height	Standing ⁶	m	3.5	4.6	5.8	6.9	8.1	9.2	10.3	11.2	12.6	14.9	17.2
		ft	11	15	19	23	26	30	34	37	41	49	56
	Sitting ⁷	m	5	6	7	8	10	11	12	13	14	16	19
		ft	17	20	24	28	32	35	39	42	46	54	61

6. Standing position assumes 1.5 m (5.0 ft) ear height.
7. Sitting position assumes 1.1 m (3.5 ft) ear height.

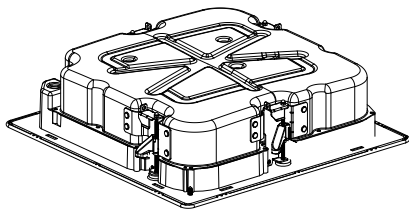
Specifications are subject to change. For additional specifications and application information, please visit [BoseProfessional.com](https://www.boseprofessional.com). 03/2025

TECHNICAL DATA

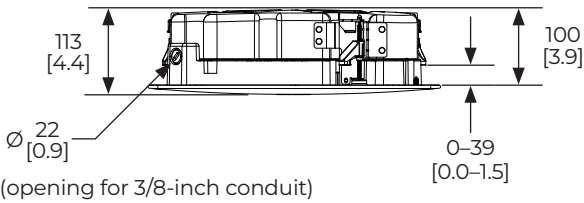
EdgeMax EM180-LP
proprietary directional loudspeaker

Dimensions⁸

EdgeMax EM180-LP

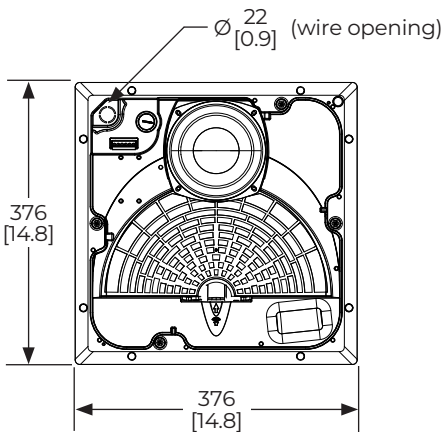


Side View⁹

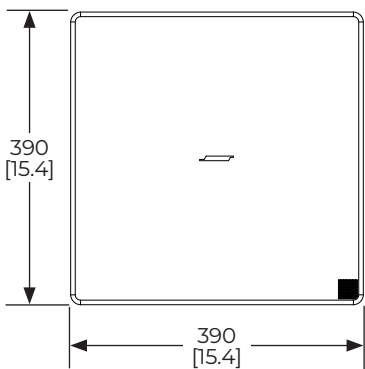


Bottom View

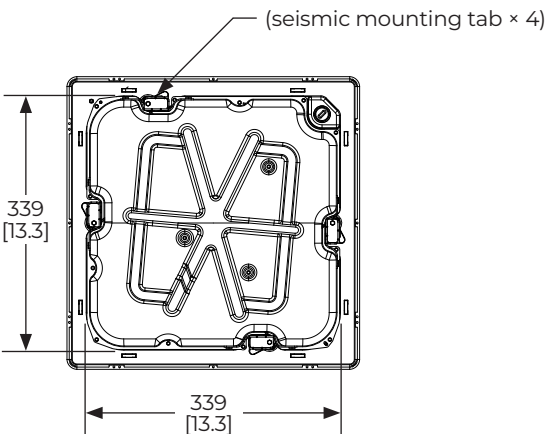
(without grille)



(with grille)



Top View



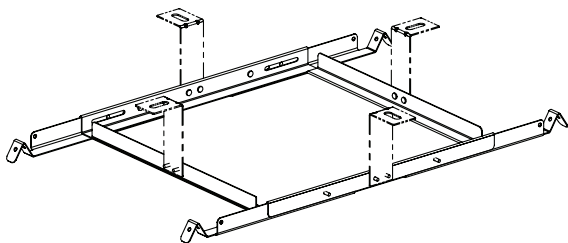
8. Dimensions are shown in millimeters over inches.
9. Dimensions apply to both left and right sides.

Specifications are subject to change. For additional specifications and application information, please visit BoseProfessional.com. 03/2025

TECHNICAL DATA

EdgeMax EM180-LP
proprietary directional loudspeaker

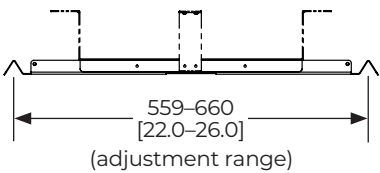
EdgeMax Tile Bridge (Included)



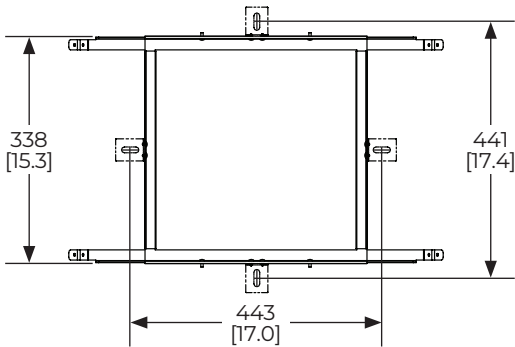
Front View



Side View⁹

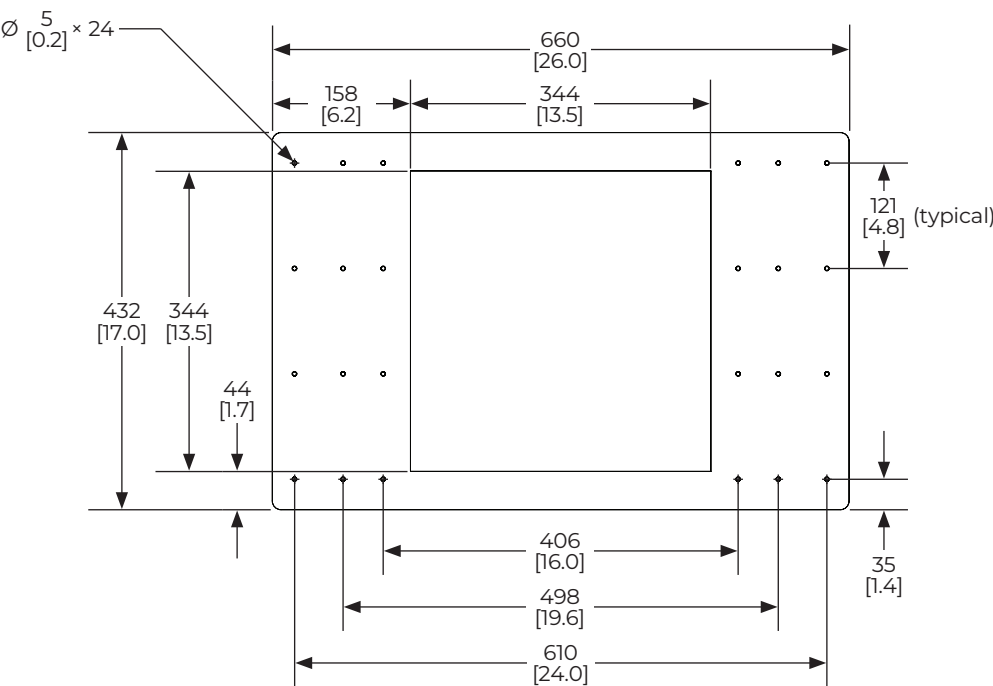


Top View



EdgeMax Rough-in Pan

Top View

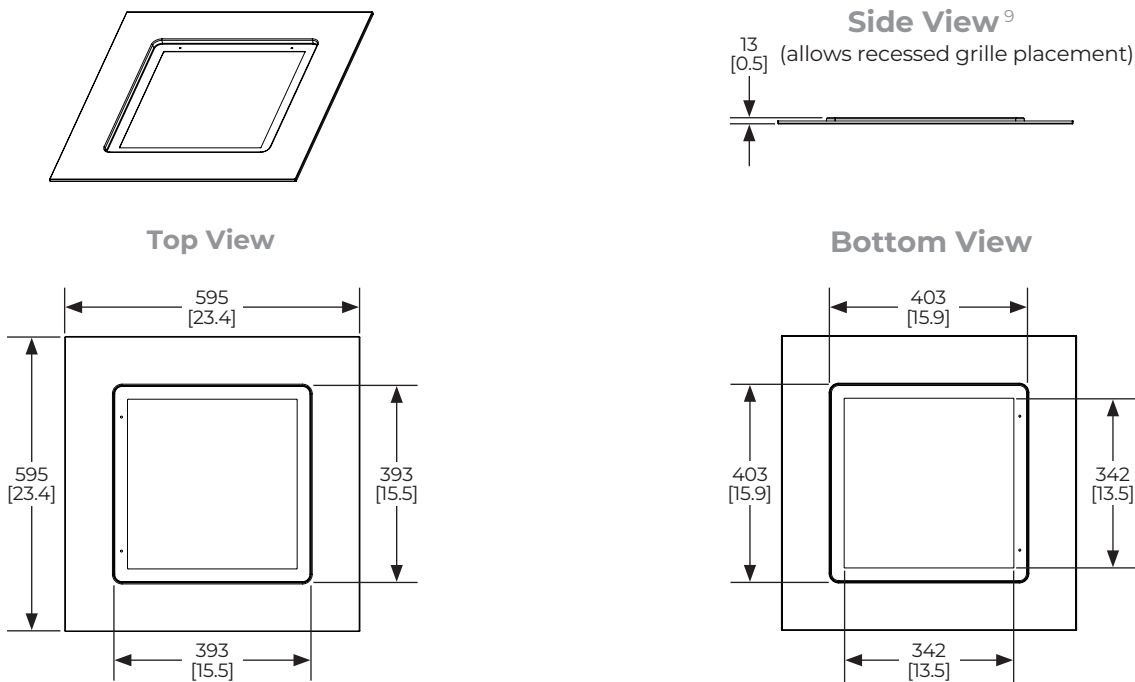


Specifications are subject to change. For additional specifications and application information, please visit [BoseProfessional.com](https://www.boseprofessional.com). 03/2025

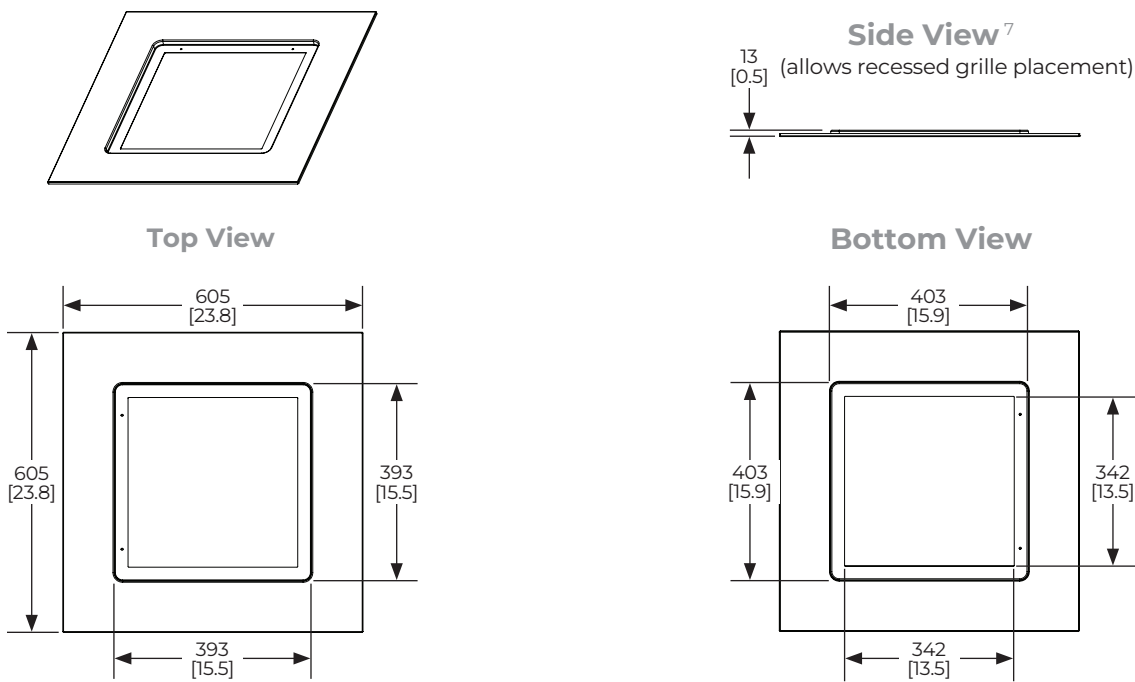
TECHNICAL DATA

EdgeMax EM180-LP
proprietary directional loudspeaker

EdgeMax EMCT Ceiling Tile (Americas, 24 × 24 in)



EdgeMax EMCT Ceiling Tile (Europe & Asia Pacific, 600 × 600 mm)



© 2025 Transom Post OpCo LLC. All rights reserved. EdgeMax and QuickHold are trademarks of Transom Post OpCo LLC. Bose and PhaseGuide are trademarks of Bose Corporation. All other trademarks are the property of their respective owners.

Specifications are subject to change. For additional specifications and application information, please visit BoseProfessional.com. 03/2025